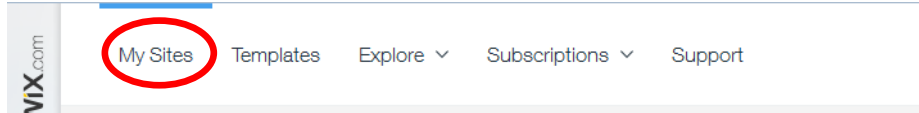


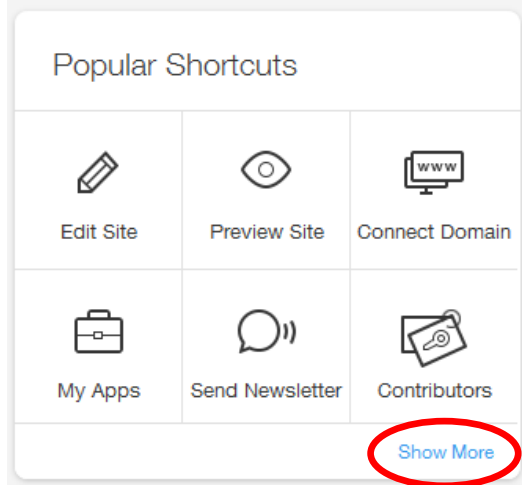
How to Delete a WIX Website and Close WIX Account

- It is important that if you accidentally published your fictitious website that you delete it immediately.
- If you are unsure if you accidentally published your website you can ask me for help in determining if it is published or not.
- To Delete your website:

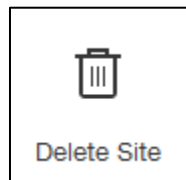
- Log-in to WIX.
- Go to My Sites:



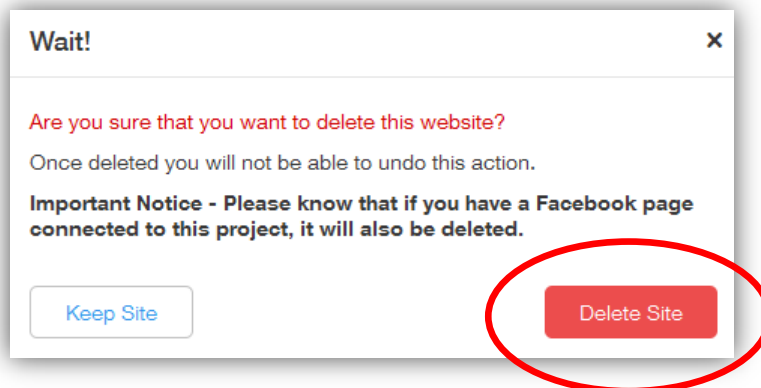
- Look to the right side of the page for the Popular Shortcuts area, select Show More:



- Click on Delete Site:



- Click on Delete Site in the following dialog box:



- To close your WIX account follow the instructions in the link below (PDF file with active link available at the course website):

<https://www.wix.com/support/html5/getting-started/how-to-begin/kb/deleting-your-wix-account>